



# EXCHANGE INTER

รับผลิตและจำหน่าย อีกริชเชอร์ อีเตอร์ อังกัด

Anchor bolt Type : J, L, I, U, Steel Plate,  
Nut-Anchor, Stud, Lifting, Welding Stud.



Exchange Inter



# COMPANY PROFILE

Exchange Inter Co., Ltd. was established on April 2, 2008, with the determination of the founding team to manufacture and distribute nuts, screws, and foundation bolts to support the growth of the gas and petrochemical industries in the eastern region of the country.

By understanding customer needs and delivering reliable products, the company has earned the trust of clients in factory construction, high-rise buildings, housing projects, and the industrial sector.

To respond to the growing demand in the prefabricated housing market, Exchange Inter has expanded its product range to include cement slab lifting equipment that meets international safety standards for construction sites.

At Exchange Inter, we are committed to providing professional services that meet customer requirements and continuously strive for sustainable growth and long-term success.



# REFERENCE PROJECT

## 2020

- ONE CITY CENTER
- THE STRAND THONGLOR
- MICHALIN SIAM CO., LTD. (LAEM CHABANG MANUFACTURING)
- KING POWER SUVARNABHUMI AIRPORT
- ATMOZ CONDO RATCHADA - HUAIKWANG
- GRAND STATION AT FASHION ISLAND
- SHIN MAYWA INDUSTRIES PARKING SYSTEM
- BTS RED LINE
- BTS BLUE LINE
- KOYAMA CASTING (THAILAND) CO., LTD.
- ROYAL THAI ARMY CONVENTION CENTER (RAMA9)
- MITSUBISHI MOTOR (THAILAND) CO., LTD. (LAEM CHABANG MANUFACTURING)
- HOYA LENS 4
- COPACABANA BEACH JOMTIEN
- BANGKOK HOSPITAL RATCHASIMA
- MEGA BANGNA
- THE OASIS PHAHONYOTHIN
- CIVI AVIATION TRAINING CENTER CHATUCHAK
- JW MARRIOTT KHAO LAK RESORT & SPA

## 2021-2025

- ONE BANGKOK
- THE FORESTIAS
- THE ASPEN TREE AT THE FORESTIAS
- SILOM EDGE
- MOCHIT COMPLEX
- BANGKOK FREE TRADE ZONE 4
- CARABAO TAWANDANG CHACHOENSAO PLANT
- SRI TRANG AGRO INDUSTRIES AT PITSANULOK
- ROYAL CHITRADA PROJECT
- CENTRAL RAMA 2
- CENTRAL PLAZA RAMINDRA
- QUEEN SIRIKIT NATIONAL CONVENTION CENTER
- AMARI NAI LERT HOTEL AND RESSIDENCE
- CLOUD 11
- EBARA FOODS THAILAND
- JASPER BANGPLEE F2
- WONDERFULL BANGBOR F2
- DUSIT CENTRAL PARK (HOTEL)
- CENTRAL NAKHONPATHOM
- WAT PHRA DHAMMAKAYA
- ATMOZ CONDO SRIRACHA
- KING BRIDGE TOWER
- TERRA DATA CENTER STT GDC BKK
- RELIEF PROJECT
- YORONG ADDITIONAL DRYER
- ATMOZ CONDO RANGSIT
- MODIZ CONDO RAMKHAMHEANG
- KAVETOWN COLONY RANGSIT
- MONTE RSU
- SYNPHAET-SERIRUK HOSPITAL CAR PARK

## 2021-2022

- THE CREST PARK RESIDENCES
- SCOPE LANGSUAN
- ADDITIONAL WORK FOR SC ASSET
- RUAMJAIKRAK HOSPITAL SUKHUMVIT 62
- SILOM CENTER
- AIA EAST GATEWAY
- KING POWER SRIVEREE
- RICHMOND HOTEL
- JASPER BANGPLEE F1
- WONDERFULL BANGBOR F1
- RAY-THAI INDUSTRIES

## 2024-2025

- TRIUMPH MOTORCYCLES THAILAND AMATA NAKORN
- RATCHAYOTHIN HILLS
- ESR ASIA BOWIN
- ESR ASIA LAEMCHABANG PHASE 2
- FASHION ISLAND PARKING
- NEO FACTORY
- ESCENT CONDO NAKHORNSAWAN
- CENTRAL NAKHONSAWAN
- WAREHOUSE & AFTER SALES SERVICE AYUTTHAYA
- HOUSE 3
- KING SQUARE RESIDENCE
- SUMMIT TOWER
- CONSTRUCTION OF PACK 2
- SUPPLY AND INSTALLATION OF MECHANICAL AND ELECTRICAL
- SYSTEM AT KHLONG BAN MA
- NOBLE CREATE
- NAM BOAK HPP PROJECT . LAO PDR
- CENTRAL NORTH POLE
- RENOVATE CENTRAL PINKLOA
- RAMKHAMHEANG HILLS
- PASIFIC GARDEN HOSPITA
- REGENCY NAKHONPATHOM
- NARUMI (THAILAND) CO., LTD
- SYNPHAET SERIRUK HOSPITAL
- BLOSSOM CONDO AT FASHION ALTITUDE





## FOUNDATION BOLTS

Manufacture and distribute Anchor Bolt  
Type L-Bolt, J-Bolt , Stud-Bolt , U-Bolt as specified

**MADE TO ORDER  
ANCHOR BOLT  
PRODUCT  
& SPECIALTIES PRODUCT  
START DIA. M10-M80 MM.**

**MATERIAL  
STEEL SS400 / S45C  
SCM440 / ASTM A325  
SUS304 / SUS316**

**GRADE 10.9-12.9 HIGH  
CARBON STEEL TENSILE<sup>2</sup>  
STRENGTH 1000-1200N/MM.  
CUSTOMIZED PRODUCT  
ARE AVAILABLE  
GRADE 4.6 MILD STEEL  
TENSILE STRENGTH  
400N/MM.**

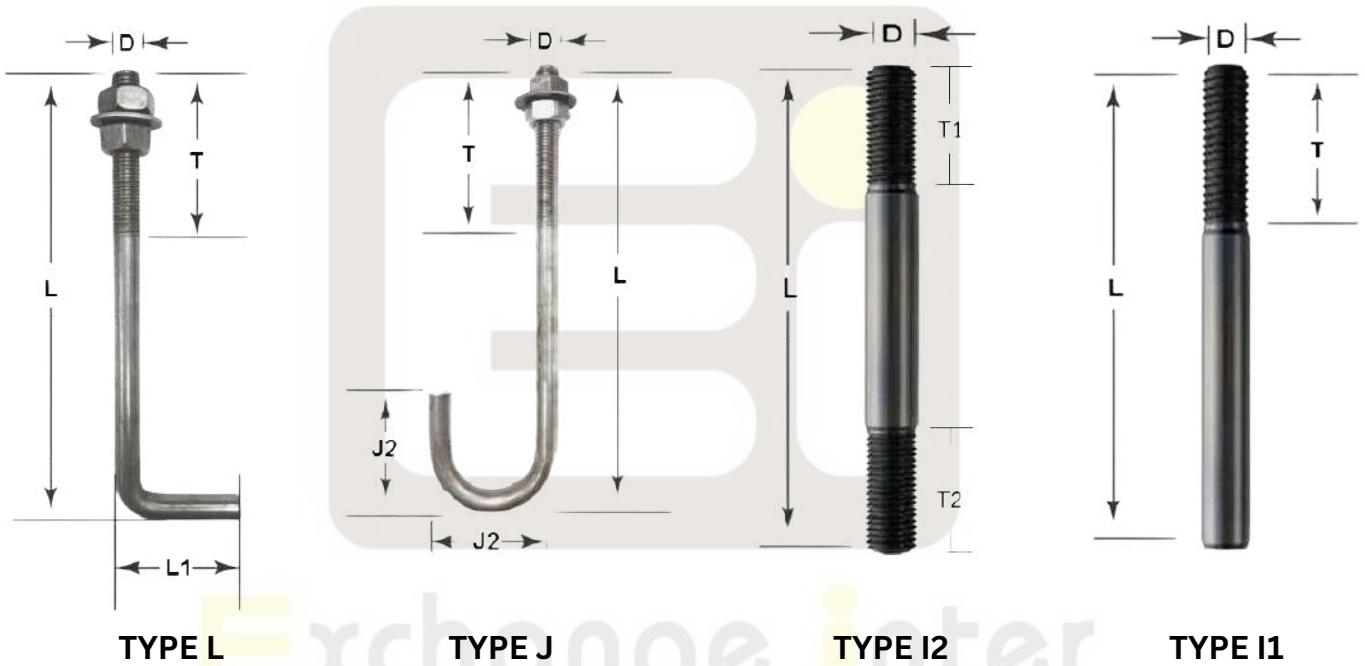
**COATING SERVICES FOR  
ZINC BLUE CR3+  
YELLOW ZINC CR6+  
HOT DIP GALVANIZED.**







# SPECIFICATION






Exchange Inter

ขนาด D (mm.)	ความยาว L (mm.)	TYPE L	TYPE J		ความยาวเกลียว (THREAD)		
		L1 (mm.)	J1 (mm.)	J2 (mm.)	T (mm.)	T1 (mm.)	T2 (mm.)
M10	200-1500	80	60	60	80	80	80
M12	300-1800	80	80	80	100	100	100
M16	400-2000	100	100	100	100	100	100
M20	400-2000	100	100	100	100	100	100
M22	400-2000	100	100	110	100	100	100
M24	500-2000	120	130	140	100	100	100
1"(25mm.)	500-2000	120	130	140	100	100	100
M27	600-2000	180	160	170	150	150	150
M30	800-2000	200	160	170	150	150	150
M33	800-2000	220	200	210	200	200	200
M39	900-2000	220	-	-	200	200	200
M42	1000-2000	220	-	-	200	200	200
M45	1000-2000	-	-	-	-	-	-
M48	1000-2000	-	-	-	-	-	-





# MADE TO ORDER







# FASTENERS FOR USE IN STRUCTURAL

**CLASS 8**  
M5-M48 X 10-200MM.



**ASTM A325M**  
M12-M27 X 30-200MM.




**F10T , S10T**  
M12-27X30-150MM



**ASTM A490M**  
M12-M27-30-150MM



**HEXAGON NUT**  
SS400 , 8.8 , A325



**FLAT WASHER**  
SS400 , 8.8 , A325




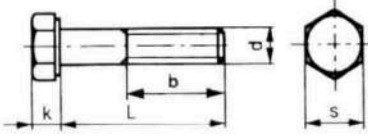
**SPRING WASHER**







# HEXAGON HEAD BOLT GRADE 8.8 (HIGH TENSILE/HIGH TENSION BOLT)

			<b>STANDARD DIN931,DIN933</b>  <b>MATERIAL 8.8</b>  <b>COATING BLACK</b>																																																																																																																																																																																				
	<table border="1"> <tr> <td>d (Diameter)</td> <td>M5</td> <td>M6</td> <td>M8</td> <td>M10</td> <td>M12</td> <td>M14</td> <td>M16</td> <td>M18</td> <td>M20</td> <td>M22</td> <td>M24</td> <td>M27</td> <td>M30</td> <td>M33</td> <td>M36</td> <td>M39</td> <td>M42</td> <td>M45</td> <td>M48</td> </tr> <tr> <td>P (pitch)</td> <td>0.80</td> <td>1.00</td> <td>1.25</td> <td>1.50</td> <td>1.75</td> <td>2.00</td> <td>2.00</td> <td>2.50</td> <td>2.50</td> <td>2.50</td> <td>3.00</td> <td>3.00</td> <td>3.50</td> <td>3.50</td> <td>4.0</td> <td>4.0</td> <td>4.5</td> <td>4.5</td> <td>5.0</td> </tr> <tr> <td>K (Head Thickness)</td> <td>3.5</td> <td>4</td> <td>5.3</td> <td>6.4</td> <td>7.5</td> <td>8.8</td> <td>10</td> <td>12</td> <td>13</td> <td>14</td> <td>15</td> <td>17</td> <td>18.7</td> <td>21</td> <td>22.5</td> <td>25</td> <td>26</td> <td>28</td> <td>30</td> </tr> <tr> <td>S (Width across flat)</td> <td>8</td> <td>10</td> <td>13</td> <td>17</td> <td>19</td> <td>22</td> <td>24</td> <td>27</td> <td>30</td> <td>32</td> <td>36</td> <td>41</td> <td>46</td> <td>50</td> <td>55</td> <td>60</td> <td>65</td> <td>70</td> <td>75</td> </tr> <tr> <td>b1 L ≤ 125mm.</td> <td>16</td> <td>18</td> <td>22</td> <td>26</td> <td>30</td> <td>34</td> <td>38</td> <td>42</td> <td>46</td> <td>50</td> <td>54</td> <td>60</td> <td>60</td> <td>72</td> <td>78</td> <td>84</td> <td>90</td> <td>96</td> <td>102</td> </tr> <tr> <td>b2 125mm.&lt; L ≤ 200mm.</td> <td></td> <td></td> <td></td> <td>32</td> <td>36</td> <td>40</td> <td>44</td> <td>48</td> <td>52</td> <td>56</td> <td>60</td> <td>66</td> <td>72</td> <td>78</td> <td>84</td> <td>90</td> <td>96</td> <td>102</td> <td>108</td> </tr> <tr> <td>b3 L &gt; 200mm.</td> <td></td> <td></td> <td></td> <td>45</td> <td>49</td> <td>53</td> <td>57</td> <td>61</td> <td>65</td> <td>69</td> <td>73</td> <td>79</td> <td>85</td> <td>91</td> <td>97</td> <td>103</td> <td>109</td> <td>115</td> <td>121</td> </tr> <tr> <td>Tensile</td> <td colspan="19">d ≤ 16mm.Min.800Mpa, d &gt; 16mm. Min.830Mpa</td> </tr> <tr> <td>Yield</td> <td colspan="19">d ≤ 16mm.Min.640Mpa. d &gt; 16mm. Min.660Mpa</td> </tr> </table>				d (Diameter)	M5	M6	M8	M10	M12	M14	M16	M18	M20	M22	M24	M27	M30	M33	M36	M39	M42	M45	M48	P (pitch)	0.80	1.00	1.25	1.50	1.75	2.00	2.00	2.50	2.50	2.50	3.00	3.00	3.50	3.50	4.0	4.0	4.5	4.5	5.0	K (Head Thickness)	3.5	4	5.3	6.4	7.5	8.8	10	12	13	14	15	17	18.7	21	22.5	25	26	28	30	S (Width across flat)	8	10	13	17	19	22	24	27	30	32	36	41	46	50	55	60	65	70	75	b1 L ≤ 125mm.	16	18	22	26	30	34	38	42	46	50	54	60	60	72	78	84	90	96	102	b2 125mm.< L ≤ 200mm.				32	36	40	44	48	52	56	60	66	72	78	84	90	96	102	108	b3 L > 200mm.				45	49	53	57	61	65	69	73	79	85	91	97	103	109	115	121	Tensile	d ≤ 16mm.Min.800Mpa, d > 16mm. Min.830Mpa																			Yield	d ≤ 16mm.Min.640Mpa. d > 16mm. Min.660Mpa																	
d (Diameter)	M5	M6	M8	M10	M12	M14	M16	M18	M20	M22	M24	M27	M30	M33	M36	M39	M42	M45	M48																																																																																																																																																																				
P (pitch)	0.80	1.00	1.25	1.50	1.75	2.00	2.00	2.50	2.50	2.50	3.00	3.00	3.50	3.50	4.0	4.0	4.5	4.5	5.0																																																																																																																																																																				
K (Head Thickness)	3.5	4	5.3	6.4	7.5	8.8	10	12	13	14	15	17	18.7	21	22.5	25	26	28	30																																																																																																																																																																				
S (Width across flat)	8	10	13	17	19	22	24	27	30	32	36	41	46	50	55	60	65	70	75																																																																																																																																																																				
b1 L ≤ 125mm.	16	18	22	26	30	34	38	42	46	50	54	60	60	72	78	84	90	96	102																																																																																																																																																																				
b2 125mm.< L ≤ 200mm.				32	36	40	44	48	52	56	60	66	72	78	84	90	96	102	108																																																																																																																																																																				
b3 L > 200mm.				45	49	53	57	61	65	69	73	79	85	91	97	103	109	115	121																																																																																																																																																																				
Tensile	d ≤ 16mm.Min.800Mpa, d > 16mm. Min.830Mpa																																																																																																																																																																																						
Yield	d ≤ 16mm.Min.640Mpa. d > 16mm. Min.660Mpa																																																																																																																																																																																						


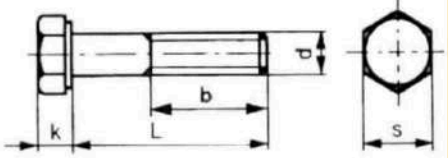
SIZE	Length (mm.)	
	FULL THREAD	PARTIAL THREAD
M5	10-20	25-70
M6	10-25	30-100
M8	10-30	35-150
M10	15-35	40-150
M12	20-40	45-150
M14	20-45	50-150
M16	25-50	55-150
M18	40-60	65-150
M20	30-60	70-150
M22	50-65	70-150
M24	50-75	80-150
M27	65-80	85-305
M30	70-90	95-305
M33	70-100	110-305
M36	70-100	110-305
M37		130-305
M42		120-305
M45		190-305
M48		150-305





# HEAVY HEXAGON HEAD BOLT ASTM-A325

(HEAVY HEXAGON HEAD ASTM-A325 + NUT A563 + WASHER F436)

			STANDARD ASTM-A325 MATERIAL STEEL COATING BLACK																																																																																																																								
	<table border="1"> <thead> <tr> <th>d (Diameter)</th> <th>M12</th> <th>M14</th> <th>M16</th> <th>M20</th> <th>M22</th> <th>M24</th> <th>M27</th> <th>M30</th> <th>M33</th> <th>M36</th> <th>M39</th> <th>M42</th> <th>M45</th> <th>M48</th> </tr> </thead> <tbody> <tr> <td>P (pitch)</td> <td>1.75</td> <td>2.0</td> <td>2.0</td> <td>2.5</td> <td>2.5</td> <td>3.0</td> <td>3.0</td> <td>3.5</td> <td>3.5</td> <td>4.0</td> <td>4.0</td> <td>4.5</td> <td>4.5</td> <td>5.0</td> </tr> <tr> <td>K (Head Thickness)</td> <td>7.5</td> <td>8.7</td> <td>10</td> <td>13</td> <td>14</td> <td>15</td> <td>17</td> <td>19</td> <td>21</td> <td>23</td> <td>25</td> <td>27</td> <td>28</td> <td>33</td> </tr> <tr> <td>S (Width across flat)</td> <td>21</td> <td>24</td> <td>27</td> <td>34</td> <td>36</td> <td>41</td> <td>46</td> <td>50</td> <td>55</td> <td>60</td> <td>64</td> <td>70</td> <td>75</td> <td>81</td> </tr> <tr> <td>b</td> <td>26</td> <td></td> <td>31</td> <td>36</td> <td>38</td> <td>41</td> <td>44</td> <td>49</td> <td></td> <td>56</td> <td></td> <td></td> <td></td> <td></td> </tr> <tr> <td>Tensile</td> <td colspan="14">≥ 830Mpa</td> </tr> <tr> <td>Yield</td> <td colspan="14">≥ 660Mpa</td> </tr> <tr> <td>Hardness</td> <td colspan="14">M12-M24 = 25-34HRC &gt;, M24 = 19-30HRC</td> </tr> </tbody> </table>				d (Diameter)	M12	M14	M16	M20	M22	M24	M27	M30	M33	M36	M39	M42	M45	M48	P (pitch)	1.75	2.0	2.0	2.5	2.5	3.0	3.0	3.5	3.5	4.0	4.0	4.5	4.5	5.0	K (Head Thickness)	7.5	8.7	10	13	14	15	17	19	21	23	25	27	28	33	S (Width across flat)	21	24	27	34	36	41	46	50	55	60	64	70	75	81	b	26		31	36	38	41	44	49		56					Tensile	≥ 830Mpa														Yield	≥ 660Mpa														Hardness	M12-M24 = 25-34HRC >, M24 = 19-30HRC												
d (Diameter)	M12	M14	M16	M20	M22	M24	M27	M30	M33	M36	M39	M42	M45	M48																																																																																																													
P (pitch)	1.75	2.0	2.0	2.5	2.5	3.0	3.0	3.5	3.5	4.0	4.0	4.5	4.5	5.0																																																																																																													
K (Head Thickness)	7.5	8.7	10	13	14	15	17	19	21	23	25	27	28	33																																																																																																													
S (Width across flat)	21	24	27	34	36	41	46	50	55	60	64	70	75	81																																																																																																													
b	26		31	36	38	41	44	49		56																																																																																																																	
Tensile	≥ 830Mpa																																																																																																																										
Yield	≥ 660Mpa																																																																																																																										
Hardness	M12-M24 = 25-34HRC >, M24 = 19-30HRC																																																																																																																										

SIZE	Length (mm.)	
	FULL THREAD	PARTIAL THREAD
M12	30-40	45-255
M14	40-45	50-255
M16	30-50	55-305
M20	40-60	65-305
M22	50-65	70-150
M24	55-75	80-305
M27	70-80	85-305
M30	70-90	105-305
M33	95-100	105-305
M36	95-100	105-305
M39	95-100	105-305
M42	95-100	105-305
M45	95-100	105-305
M48		150-305






# MECHANICAL AND ELECTRICAL ENGINEERING

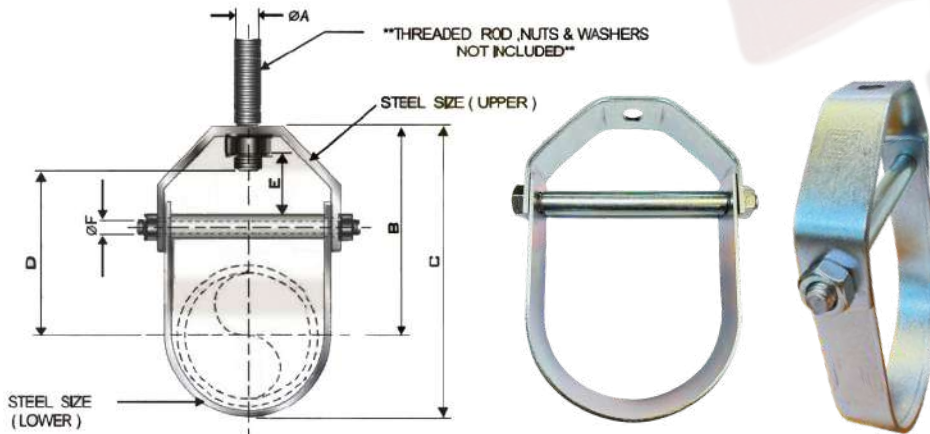
อุปกรณ์แขวนท่อทำงานระบบไฟฟ้า ท่อประปา ท่อดับเพลิง และระบบปรับอากาศ

## SPLIT RING HANGER (SR-19)

Nominal pipe size		Rod size (A)	BOLT SIZE	B	C	Max load (Kg.)	Recommend Span (M.)
(inch)	(mm.)	(inch)					
1/2"	15	3/8"	1/4x25	25	65	400	1.8
3/4"	20	3/8"	1/4x25	25	67	500	1.8
1"	25	3/8"	1/4x25	25	70	500	1.8
1.1/4"	32	3/8"	1/4x25	25	75	500	1.8
1.1/2"	40	3/8"	1/4x25	25	80	600	1.8
2"	50	3/8"	5/16x25	25	85	600	1.8
2.1/2"	65	3/8"	5/16x25	25	90	900	1.8
3"	80	3/8"	5/16x25	25	100	1000	1.8
4"	100	3/8"	5/16x25	25	110	1200	1.8
5"	125	1/2"	1/2x32	25	142	1300	2.6
6"	150	1/2"	1/2x45	32	168	1500	2.6
8"	200	5/8"	1/2x45	32	210	1500	2.6



## CLEVIS HANGER



Nominal pipe size		Steel size		Rod size (A)		B	C	D	E	F	Recommend Max Load
inch	mm.	Upper	Lower	inch	mm.	mm.	mm.	mm.	mm.	mm.	Kg.
1.1/2"	40	2.5x25	2x25	3/8"	9.5	95	120	65	40	4	190
2"	50	2.5x25	2x25	3/8"	9.5	105	140	75	42	6	190
2.1/2"	65	3x25	2.5x25	1/2"	12.7	124	160	97	44	9	190
3"	80	3x32	2.5x32	1/2"	12.7	128	175	98	44	9	350
4"	100	4x32	3x32	1/2"	12.7	147	210	114	50	9	375
5"	125	5x32	4x32	5/8"	15.9	165	240	130	44	12	445
6"	150	6x32	4x32	5/8"	15.9	185	275	142	47	12	604
8"	200	6x38	5x38	5/8"	15.9	247	355	178	54	12	636



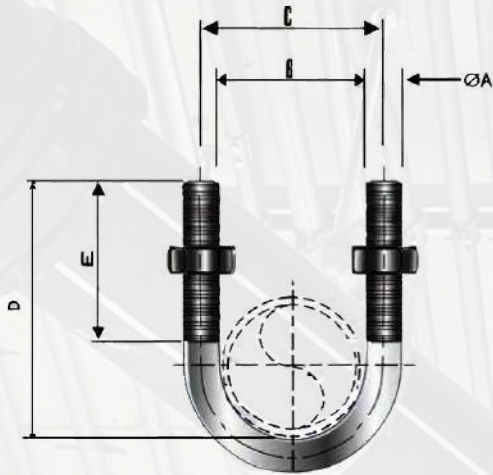


## U-BOLT + NUT (SPECIAL ROD)

Material : Carbon steel

Finish : Electro - Galvanized (ZINC)

Hot Dip - Galvanized (HDG)

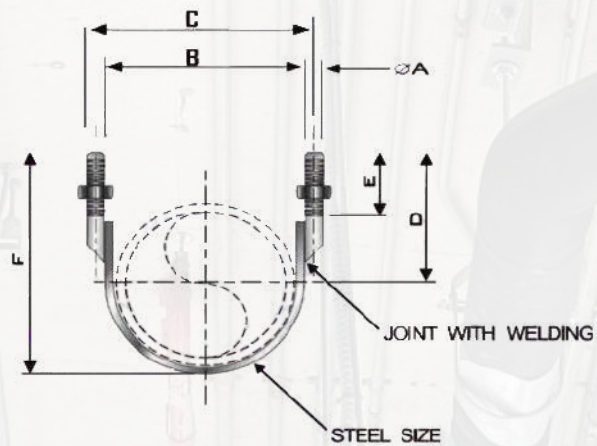


Nominal pipe size		Rod size	A	C	D	E
( inch )	( mm. )	A (inch)	( mm. )	( mm. )	( mm. )	( mm. )
1"	25	3/8"	36	44	76	40
1.1/4"	32	3/8"	43	51	85	40
1.1/2"	40	3/8"	57	64	94	45
2"	50	3/8"	63	70	105	55
2.1/2"	65	3/8"	72	80	116	60
3"	65	1/2"	88	98	140	80
4"	100	1/2"	155	127	170	80
5"	125	1/2"	155	195	195	100
6"	150	1/2"	177	243	243	100
8"	200	1/2"	224	260	260	100

## STRAP U-BOLT

Material : Carbon steel

Finish : Electro - Galvanized (ZINC) , Hot Dip Galvanized (HDG)





Nominal pipe size		Steel size	Thread size		B	C	D	E	F
( inch )	( mm. )	( mm. )	( inch )	( mm. )	( mm. )	( mm. )	( mm. )	( mm. )	( mm. )
2"	50	3x25	3/8"	9.5	64	80	75	48	110
2.1/2"	65	3x25	3/8"	9.5	80	93	80	55	122
3"	80	3x32	3/8"	9.5	94	110	90	57	140
4"	100	4x32	1/2"	12.7	118	140	95	35	157
5"	125	4x32	1/2"	12.7	150	170	130	75	205
6"	150	5x38	5/8"	15.9	180	201	140	75	230
8"	200	5x50	5/8"	15.9	222	252	185	90	303
10"	250	5x50	3/4"	19.0	274	310	215	105	357
12"	300	5x50	7/8"	22.2	324	364	240	105	408
14"	350	5x50	7/8"	22.2	364	398	260	130	448
16"	400	6x65	7/8"	22.2	416	450	290	130	504
18"	450	6x65	7/8"	22.2	466	503	300	130	539
20"	500	6x65	1"	25.4	520	563	341	150	610



## MULTI FLANGE BEAM CLAMP 3/8"

Material : Carbon steel

Finish : Electro - Galvanized (Zinc)



Nominal size	A (mm.)	B (mm.)	C (mm.)	D (mm.)	E (mm.)	F (mm.)	Steel Size (mm.)
3/8"	63	62.50	11	22.30	3/8"	10.40	63x2.3

Nominal size	A (mm.)	B (mm.)	C (mm.)	D (mm.)	E (mm.)	Steel Size (mm.)
3/8"	68	30	25	9.50	3/8"	25x2.50
1/2"	68	30	25	13.80	1/2"	23x2.50

## BEAM CLAMP

Material : Carbon steel

Finish : Electro Galvanized (ZINC), Hot Dip Galvanized (HDG)



Rod Size	Working Load
3/8"	40



Rod Size	Working Load
3/8"	75
1/2"	100



Rod Size	Working Load
3/8"	75
1/2"	100

## BEAM CLAMP (แกล้มพีนจระเข้)

Material : Carbon steel

Finish : Electro Galvanized (Zinc)

Size

1

1W

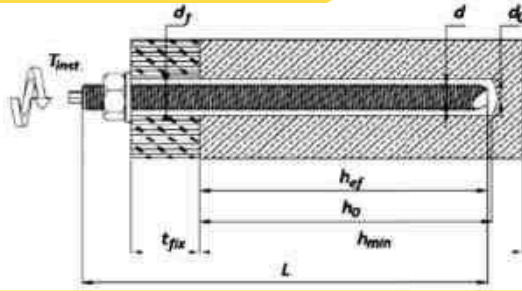
2W





# ANCHOR STUD & SPIN-IN CAPSULES (พุกเคมี)

Mechanical Property : เกรด 5.8/เกรด 8.8  
SUS A2-70 (304)/SUS A4-70 (316)




## THREAD SIZE (ขนาดสัด)

		M8	M10	M12	M16	M20	M24	M30
ขนาด น้ำยาเคมีหลอดแก้ว	d <sub>c</sub> (mm.)	8	10	12	16	20	24	30
ความยาว น้ำยาเคมีหลอดแก้ว	L <sub>c</sub> (mm.)	83	83	95	95	175	210	265
ขนาดสัด / Anchor Stud diameter	d (mm.)	8	10	12	16	20	24	30
ความยาวสัด / Anchor Stud length	L (mm.)	110	130	160	190	260	300	380
ขนาดรูเจาะ / Hole diameter in substrate	d <sub>b</sub> (mm.)	10	12	14	18	24	28	35
ขนาดรูขึ้นงาน / Hole diameter in fixture	d <sub>r</sub> (mm.)	9	12	14	18	22	26	32
ความลึกรูเจาะต่ำสุด / Minimum hole depth	h <sub>b</sub> (mm.)	85	95	115	130	175	245	245
ความลึกติดตั้งต่ำสุด / Minimum installation depth	h <sub>nom</sub> (mm.)	80	90	110	125	170	210	270
ความหนาคอนกรีต / Minimum substrate thickness	h <sub>min</sub> (mm.)	120	130	140	180	230	270	340
ค่าทอร์ก / Torque	T <sub>inst</sub> (mm.)	10	20	40	80	120	180	300

# CONTINUOUS THREADED ROD

Material : Carbon steel

Finish : Electro - Galvanized (ZINC) , HOT DIP Galvanized (HDG.)



Rod Size (inch)	1/4	5/16	3/8	1/2	5/8	3/4	7/8	1"
Length (m.)	1.0	1.0	1.0	1.0	1.0	1.0	1.0	1.0
	1.2	1.2	1.2	1.2	1.2	1.2	-	-
	1.5	1.5	1.5	1.5	1.5	1.5	1.5	-
	2.0	2.0	2.0	2.0	2.0	2.0	2.0	-
	3.0	3.0	3.0	3.0	3.0	3.0	-	-

Rod Size (mm.)	M10	M12	M16	M20	M24	M30
Length (m.)	1.0	1.0	1.0	1.0	1.0	1.0
	1.5	1.5	1.5	1.5	1.5	1.5
	2.0	2.0	2.0	2.0	2.0	2.0
	3.0	3.0	3.0	3.0	3.0	3.0

# STUD BOLT ASTM A193-B7+2 HEAVY HEX NUTS ASTM A194-2H

# STUD BOLT ASTM A193-B8+2 HEAVY HEX NUTS ASTM A194-B8

Material : ASTM A193-B7 STEEL , ASTM A193-B8

Finish : BLACK , HDG. , SUS304



d (Diameter)	M12	M14	M16	M20	M22	M24	M27	M30	M36	M42	M48
P (Pitch)	1.75	2.0	2.0	2.5	2.5	3.0	3.0	3.5	4.0	4.5	5.0
M (Head Thickness)	12	14	17	20	23	24	27	30	36	42	48
B (Wide across flat)	20	24	27	34	36	41	46	50	60	70	80

d (Diameter)	1/2"	5/8"	3/4"	7/8"	1"	1.1/8"	1.1/4"	1.1/2"	1.5/8"	1.3/4"	1.7/8"	2"	2.1/2"
P (Pitch)	13	11	10	9	8	8	8	8	8	8	8	8	8
M (Head Thickness)	12.8	16	19.25	22.47	25.7	28.93	31.77	38.22	41.3	44.5	47.7	50.8	
B (Wide across flat)	7/8	1.1/16	1.1/4	1.7/16	1.5/8	1.13/16	2"	2.3/8	2.9/16	2.3/4	2.15/16	3.1/8	3.7/8



ขนาดความยาวสอบถามพนักงานฝ่ายขาย/Please inquire about the length from our sales staff.





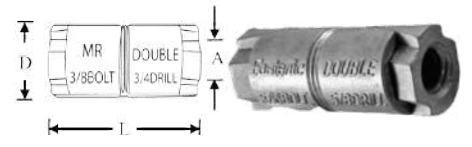
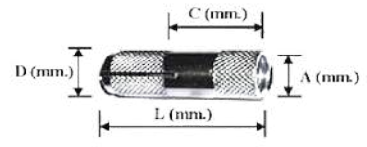
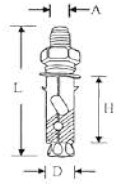
# CONDUITS & FITTINGS , FASTENERS



## Sleeve Anchor (พุกเหล็ก ST)

## Drop In Anchor (พุก DR)

## Double Expansion (พุกตะกั่ว DB)



Size ขนาดเกลียว (A) (inch)	Length ความยาว (L) (mm.)
3/16	40
1/4	50
5/16	65
3/8	75
1/2	95
5/8	110
3/4	160

Size ขนาดเกลียว (A) (inch)	Anchor Length ความยาว (L) (mm.)
1/4	25
5/16	30
3/8	40
1/2	50
5/8	65
3/4	80

Size ขนาดเกลียว (A) (inch)	Length ความยาว (L) (mm.)
1/4"	35
5/16"	41
3/8"	51
1/2"	64

## สกรูเกลียวปล่อยหัวเหล็ก (PH , FH , TH) Finish : Nickel Plating

## สกรูปลายส่วน หัวเตเปอร์(FSD) หัวกลม(PSD) Finish : Yellow Zinc

Dimension (mm.)	#2 (2.2mm.)	#4 (2.9mm.)	#6 (3.5mm.)	#7 (3.8mm.)	#8 (4.2mm.)	#10 (4.8mm.)	#12 (5.5mm.)	#14 (6.3mm.)
Length (inch)	1/4	1/4	1/4	-	-	-	-	-
	5/16	5/16	5/16	-	5/16	-	-	-
	3/8	3/8	3/8	3/8	3/8	3/8	-	-
	1/2	1/2	1/2	1/2	1/2	1/2	1/2	1/2
	-	5/8	5/8	5/8	5/8	5/8	5/8	5/8
	-	3/4	3/4	3/4	3/4	3/4	3/4	3/4
	-	1"	1"	1"	1"	1"	1"	1"
	-	1.1/4	1.1/4	1.1/4	1.1/4	1.1/4	1.1/4	1.1/4
	-	1.1/2	1.1/2	1.1/2	1.1/2	1.1/2	1.1/2	1.1/2
	-	-	2"	-	2"	2"	2"	2"
	-	-	-	-	2.1/2	2.1/2	2.1/2	2.1/2
	-	-	-	-	3"	3"	3"	3"

Dimension ขนาดเกลียว	#6-20 #2	#8-18 #2	#10-16 #2
Length (inch)	3/8	-	-
	1/2	1/2	-
	5/8	5/8	5/8
	3/4	3/4	3/4
	1"	1"	1"
	1.1/4	1.1/4	1.1/4
	-	1.1/2	1.1/2
	-	2"	2"
	-	2.1/2	2.1/2
	-	3"	3"
	-	3.1/2	3.1/2
	-	4"	4"

## สกรูปลายส่วนหัวเหลี่ยม(HSD)พร้อมแหวนยางดำ Finish : Yellow Zinc

## สกรู JF+(กลมขุ่น) JF+(เตเปอร์) JT+(กระดก) Finish : Zinc

Dimension (หัวบล็อก)	#10-16	#10-24	#12-24	#14-14
Length (inch)	5/8	-	-	-
	3/4	3/4	3/4	3/4
	1"	1"	1"	1"
	1.1/4	1.1/4	1.1/4	1.1/4
	1.1/2	-	1.3/8	-
	2"	-	1.1/2	1.1/2
	2.1/2	-	1.3/4	-
	3"	-	2"	2"
	3.1/2	-	2.1/4	-
	3.3/4	-	2.1/2	2.1/2
	4"	-	3"	3"
	5"	-	3.1/2	3.1/2
	6"	-	4"	4"

Dimension	M3	M4	M5	M6	M8
Length (mm.)	-	-	-	-	-
	4	-	-	-	-
	5	-	-	-	-
	6	6	6	-	-
	8	8	8	8	-
	10	10	10	10	-
	12	12	12	12	-
	15	15	15	15	15
	-	18	-	-	-
	20	20	20	20	20
	25	25	25	25	25
	30	30	30	30	30
	35	35	35	35	35
	40	40	40	40	40
	45	45	45	45	45
	50	50	50	50	50
	55	55	55	55	55
	60	60	60	60	-
	65	65	65	65	-
	70	70	70	70	-
	75	75	75	75	-
	80	80	80	80	-
	90	90	90	90	-
	-	95	-	-	-
	100	100	100	100	-





# SUPPORT EQUIPMENT



## BAR CHAIR & PLASTIC SPACER



### SIZE

2.5CM.

5CM.

6CM.

7CM.

## CORRUGATED DUCT

### SPECIFICATION

THICKNESS 0.25MM.

DIA.40MM.

DIA.50MM.

DIA.60MM.


DIA.70MM.

DIA.90MM.

DIA.100MM.



## WELDING STUD



### SIZE

DIA.19MM. DIA.22MM. DIA.1 INCH

สลักสตัดแบบเชื่อม โดยมี FLUX เป็นตัวกลางเพื่อเพิ่มความเร็วในการเชื่อม





# CONSUMABLE & HARDWARE





## ไม้แบบ ไม้อัดเคลือบฟิล์มดำ




เมทัลชีท

## งานป้องกันพื้น



แผ่นยางกันซึม



ตะแกรงเหล็กฉีก

ลวดตาข่ายถัก

ลวดกรงไก่





# OIL AND GAS INDUSTRIAL

The Expert of Flow Control Solution  
Oil & Gas Water Industry

QUALITY | INTEGRITY | SAFETY

## PRODUCT BROCHURE



BALL VALVES

GLOBE VALVES

GATE VALVES

CHECK VALVES

CORTROL VALVES

CRYOGENIC VALVES

BUTTERFLY VALVES





# OFFICE & WAREHOUSE

The Warehouse has a usable area of more than 5,000 Sq.m.








Exchange **i**nter




Scan Me!

## CONTACT US

 (+66)2-914-7965-68, (+66)62-546-6569

 เอ็กซ์เชนจ์ อินเตอร์

 x.inter08@gmail.com

 9 nimit mai 5 Minburi Subdistrict, Minburi District

SCAN  
ME! >>>

